

Foreign Family Nurse Supplementary Training Digital Learning Zone Operation Manual

Labor Development Administration

Ministry of Labor

111.06.30

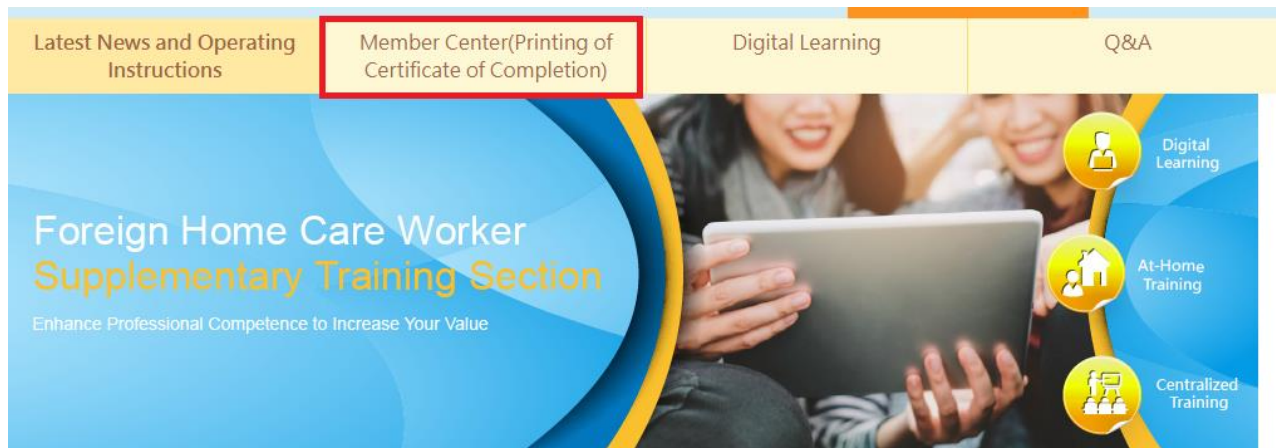
Table of contents

One. Membership Registration	3
Two. Viewing digital learning video	10
Three. Print out the certificate of completion	14

Note: Use Google Chrome as the browser

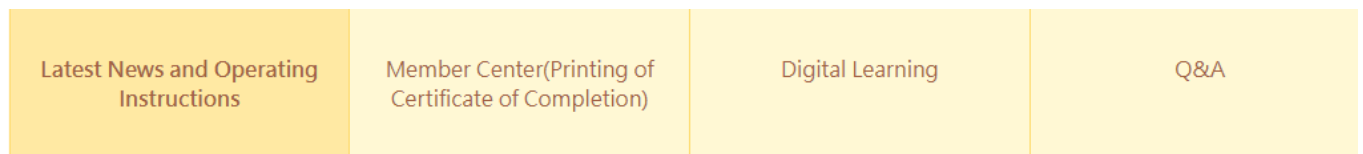
One. Membership Registration

I. Click to select [Member Center (printing of the certificate of completion)]





Home > Current page : Latest News and Operating Instructions

II. Select the registration method



Home > Latest News and Operating Instructions > Current page : Member Center(Printing of Certificate of Completion)



III. National Health Insurance IC Card Registration

1. Click to select [register with National Health Insurance Card/login]

Latest News and Operating Instructions	Member Center(Printing of Certificate of Completion)	Digital Learning	Q&A
--	--	------------------	-----

[Home](#) > [Latest News and Operating Instructions](#) > Current page : Member Center(Printing of Certificate of Completion)

Login Method



2. Click to select [NHI Card Online Services Registration].

Latest News and Operating Instructions	Member Center(Printing of Certificate of Completion)	Digital Learning	Q&A
--	--	------------------	-----

[Home](#) > [Latest News and Operating Instructions](#) > Current page : Member Center(Printing of Certificate of Completion)

National Health Insurance Registration and Login

- To log in with your National Health Insurance for the first time, please go to **[NHI Card Online Services Registration]** .
[NHI Card Online Services Registration](#)
- For the first time, please download the National Health Insurance components. [Component Download](#)

[National Health Insurance Registration and Login](#)

For the first use, please go to [NHI Card Online Services Registration] to complete the registration and install the [National Health Insurance Components]

3. Click to select [Component Download]

Latest News and Operating Instructions | Member Center(Printing of Certificate of Completion) | Digital Learning | Q&A

Home > Latest News and Operating Instructions > Current page : Member Center(Printing of Certificate of Completion)

National Health Insurance Registration and Login

- To log in with your National Health Insurance for the first time, please go to 【NHI Card Online Services Registration】.
NHI Card Online Services Registration
- For the first time, please download the National Health Insurance components. **Component Download**

National Health Insurance Registration and Login

For the first use, please go to [NHI Card Online Services Registration] to complete the registration and install the [National Health Insurance Components]

4. Select [Download National Health Insurance Card Component]

訊息公告 | 講習介紹 | 雇主聘前專區首頁 | 常見問題 | 影音專區

Home > 雇主聘前講習專區 > 目前頁面：自然人憑證/健保卡 下載/檢測

雇主聘前講習專區-自然人憑證/健保卡 下載/檢測

➤ 下載自然人憑證元件，請依照您的作業系統擇一下載：

- 下載點一

➤ 下載健保卡元件(版本2.0.0)：

若此版本不能使用，請將健保卡驗證元件解除安裝後，再次安裝下方1.0.8版本

- Windows版 • Mac版 • Ubuntu版 • Fedora版

➤ 若2.0.0版本健保卡元件無法順利登入 請下載此1.0.8版本：

- Windows版

➤ 檢視目前已安裝版本及IC卡自我檢測：

- 自我檢測 • 健保卡檢測

5. After completing the National Health Insurance Card online service registration and download the component of the card, return to Member Zone, and insert the card, and click to select [National Health Insurance registration and login]

Latest News and Operating Instructions | Member Center(Printing of Certificate of Completion) | Digital Learning | Q&A

Home > Latest News and Operating Instructions > Current page : Member Center(Printing of Certificate of Completion)

National Health Insurance Registration and Login

- To log in with your National Health Insurance for the first time, please go to [\[NHI Card Online Services Registration\]](#) .
NHI Card Online Services Registration
- For the first time, please download the National Health Insurance components. [Component Download](#)

National Health Insurance Registration and Login

For the first use, please go to [\[NHI Card Online Services Registration\]](#) to complete the registration and install the [\[National Health Insurance Components\]](#)

6. Enter basic information for membership, and click [confirm] to complete the registration.

Latest News and Operating Instructions | Member Center(Printing of Certificate of Completion) | Digital Learning | Q&A

Home > Latest News and Operating Instructions > Current page : Member Center(Printing of Certificate of Completion)

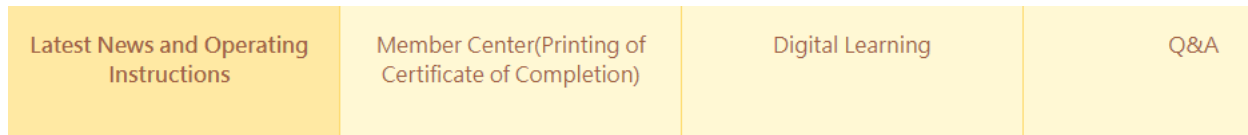
Register

Male Female

OK Cancel

IV. Register with Email

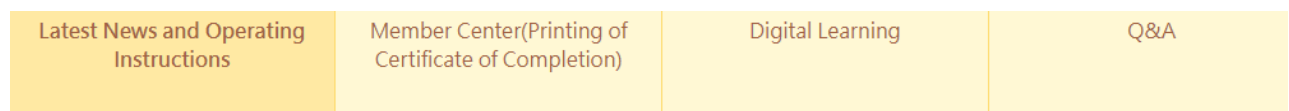
1. Click to select [register with Email/login]



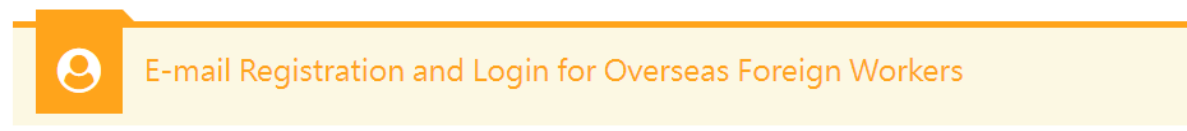
[Home](#) > [Latest News and Operating Instructions](#) > Current page : Member Center(Printing of Certificate of Completion)



2. Click to select [membership registration]




[Home](#) > [Latest News and Operating Instructions](#) > Current page : Member Center(Printing of Certificate of Completion)

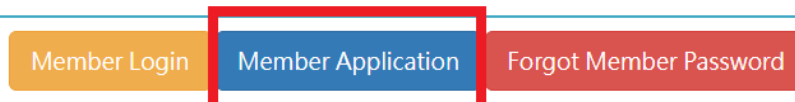


Account(E-mail) :

Password :

Verification : 

[Change Authentication Picture](#)



3. Enter basic information of member, and click to select [confirm]

Latest News and Operating Instructions	Member Center(Printing of Certificate of Completion)	Digital Learning	Q&A
<p>Home > Latest News and Operating Instructions > Current page : Member Center(Printing of Certificate of Completion)</p>			
<h3>Member Application</h3>			
Account(E-mail) : <input type="text" value="mint6101@gmail.com"/>		Name : <input type="text" value="Enter_your_name"/>	
Gender : <input type="radio"/> Male <input checked="" type="radio"/> Female		Country : <input type="text" value="Philippines(菲律賓)"/>	
Residence Permit NumberAge : <input type="text" value="00000000"/>		Passport Number : <input type="text" value="00000000"/>	
Birthday : <input type="text" value="年/月/日"/>		Mobile phone : <input type="text" value="00000000"/>	
Password : <input type="text" value="*****"/>		Confirm your password : <input type="text" value="*****"/>	
<p>The password should be at least 8 characters long, and should contain three combinations of uppercase and lowercase English letters and numbers. The only special symbols that can be used are @</p>			
Address : <input type="text" value="Enter your address"/>			
<p>After sending the information, the system will send an email to the user's main mail automatically. Please check your email to activate your account.</p>			
<p><input type="button" value="OK"/> <input type="button" value="Cancel"/></p>			

4. Go to the Email you entered, and click the link sent by the system for authentication

勞動部勞動力發展署 <tist@wda.gov.tw>

下午1:59 (0分鐘前) ☆ ↶ ⋮

寄給我 ▾

Content: Thank you for applying for the membership of Foreign Home Care Worker Supplementary Training Section. Please click the following link to confirm your account or copy the link to the web page.

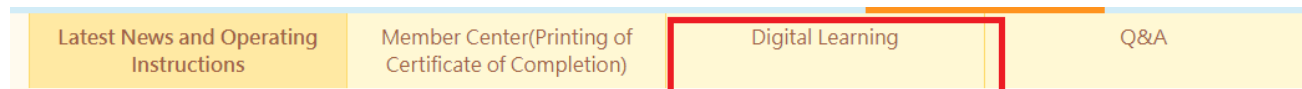
<https://fw.wda.gov.tw/wda-employer/home/e-training/active/2c95efb381cca0af0181ccf0a82400da>

5. Activate User ID, click to select [confirm]

The screenshot displays the website interface for the Ministry of Labor (fw.wda.gov.tw). A notification box at the top center shows the message "fw.wda.gov.tw 顯示" and "帳戶啟動成功" (Account activation successful), with a blue "確定" (Confirm) button highlighted by a red box. The navigation bar includes links for "最新消息" (Latest News), "活動快報" (Activity Report), "法令政策" (Laws and Policies), "地方政府" (Local Government), "專區連結" (Specialized Links), and "宣導專區" (Publicity Special Area). Below the navigation bar are four main menu items: "最新消息與操作說明" (Latest News and Operation Instructions), "會員專區(結訓證明列印)" (Member Special Area (Certificate of Completion Printing)), "數位學習" (Digital Learning), and "常見問題" (Frequently Asked Questions). A breadcrumb trail indicates the current page: "回首頁 > 最新消息與操作說明 > 目前頁面：會員專區(結訓證明列印)". The main content area features a header for "境外移工E-mail註冊/登入" (Overseas Migrant Worker E-mail Registration/Login) with a user icon. Below this is a form with the label "帳號(電子信箱)：" (Account (Email)) and a text input field containing the placeholder "請輸入帳號" (Please enter account).

Two. Viewing digital learning video

I. Click to select [digital learning]



Latest News and Operating Instructions Member Center(Printing of Certificate of Completion) **Digital Learning** Q&A

Home > Latest News and Operating Instructions > Current page : Member Center(Printing of Certificate of Completion)

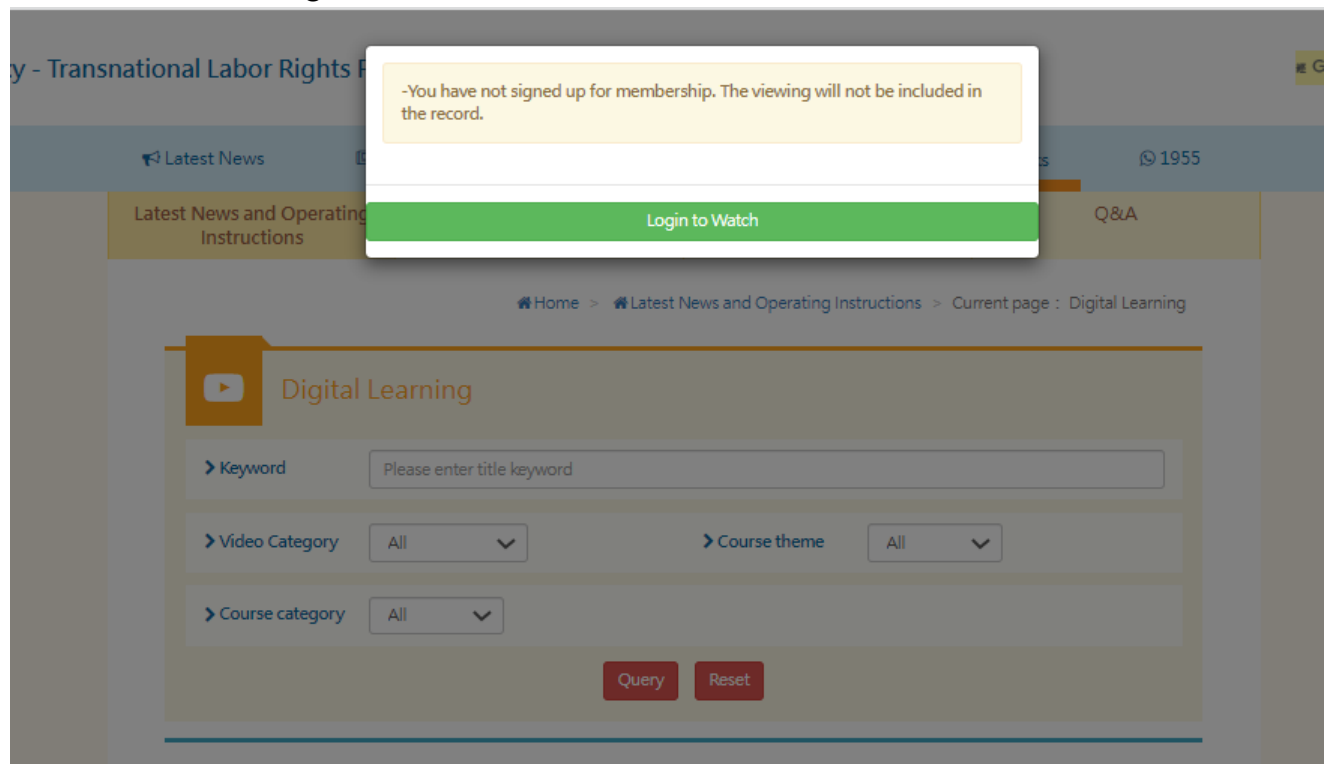
National Health Insurance Registration and Login

- To log in with your National Health Insurance for the first time, please go to [【NHI Card Online Services Registration】](#).
[NHI Card Online Services Registration](#)
- For the first time, please download the National Health Insurance components. [Component Download](#)

[National Health Insurance Registration and Login](#)

For the first use, please go to [\[NHI Card Online Services Registration\]](#) to complete the registration and install the [\[National Health Insurance Components\]](#)

II. Click to select [Login to watch]



-You have not signed up for membership. The viewing will not be included in the record.

[Login to Watch](#)

Home > Latest News and Operating Instructions > Current page : Digital Learning

Digital Learning

> Keyword

> Video Category > Course theme

> Course category

[Query](#) [Reset](#)

III. Click to select [register with National Health Insurance Card/login] or [register with Email/login]

Latest News and Operating Instructions	Member Center(Printing of Certificate of Completion)	Digital Learning	Q&A
--	--	------------------	-----

[Home](#) > [Latest News and Operating Instructions](#) > Current page : Member Center(Printing of Certificate of Completion)

Login Method



National Health Insurance Registration and Login for Domestic Foreign Workers



E-mail Registration and Login for Overseas Foreign Workers

1. Insert the National Health Insurance Card, and click to select [National Health Insurance registration and login]

Latest News and Operating Instructions	Member Center(Printing of Certificate of Completion)	Digital Learning	Q&A
--	--	------------------	-----

[Home](#) > [Latest News and Operating Instructions](#) > Current page : Member Center(Printing of Certificate of Completion)

National Health Insurance Registration and Login

- To log in with your National Health Insurance for the first time, please go to [【NHI Card Online Services Registration】](#) .
[NHI Card Online Services Registration](#)
- For the first time, please download the National Health Insurance components. [Component Download](#)

[National Health Insurance Registration and Login](#)

For the first use, please go to [\[NHI Card Online Services Registration\]](#) to complete the registration and install the [\[National Health Insurance Components\]](#)

2. Register with Email/login: enter the ID (Email IP), password and authentication code, and click to select [member login].


Latest News and Operating Instructions	Member Center(Printing of Certificate of Completion)	Digital Learning	Q&A
--	--	------------------	-----

[Home](#) > [Latest News and Operating Instructions](#) > Current page : Member Center(Printing of Certificate of Completion)

E-mail Registration and Login for Overseas Foreign Workers

Account(E-mail) :

Password :

Verification : 

[Change Authentication Picture](#)

[Member Login](#) [Member Application](#) [Forgot Member Password](#)

IV. Click to select [digital learning]

Latest News and Operating Instructions	Member Center(Printing of Certificate of Completion)	Digital Learning	Q&A
--	--	------------------	-----

[Home](#) > [Latest News and Operating Instructions](#) > Current page : Member Center(Printing of Certificate of Completion)

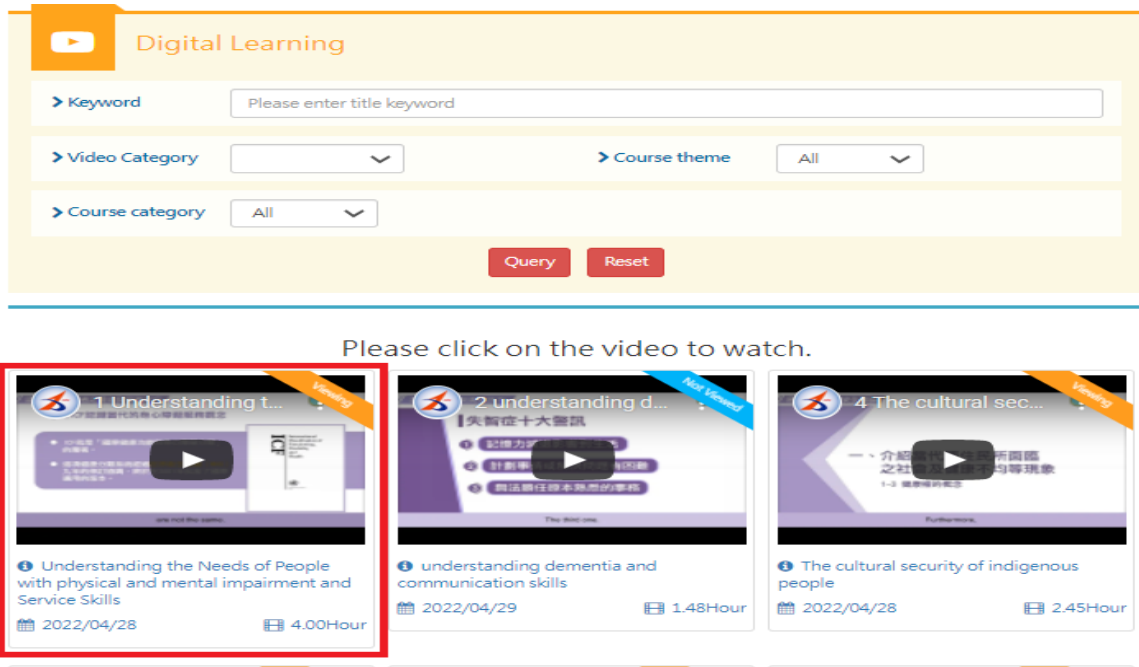
National Health Insurance Registration and Login

- To log in with your National Health Insurance for the first time, please go to [【NHI Card Online Services Registration】](#) .
[NHI Card Online Services Registration](#)
- For the first time, please download the National Health Insurance components. [Component Download](#)

[National Health Insurance Registration and Login](#)

For the first use, please go to [\[NHI Card Online Services Registration\]](#) to complete the registration and install the [\[National Health Insurance Components\]](#)

V. Click to select the video (enter the wording of the course to select and enter the course page, then click to select the video for entering the course. Clicking to select the video is just for viewing and will not be counted for training hours).

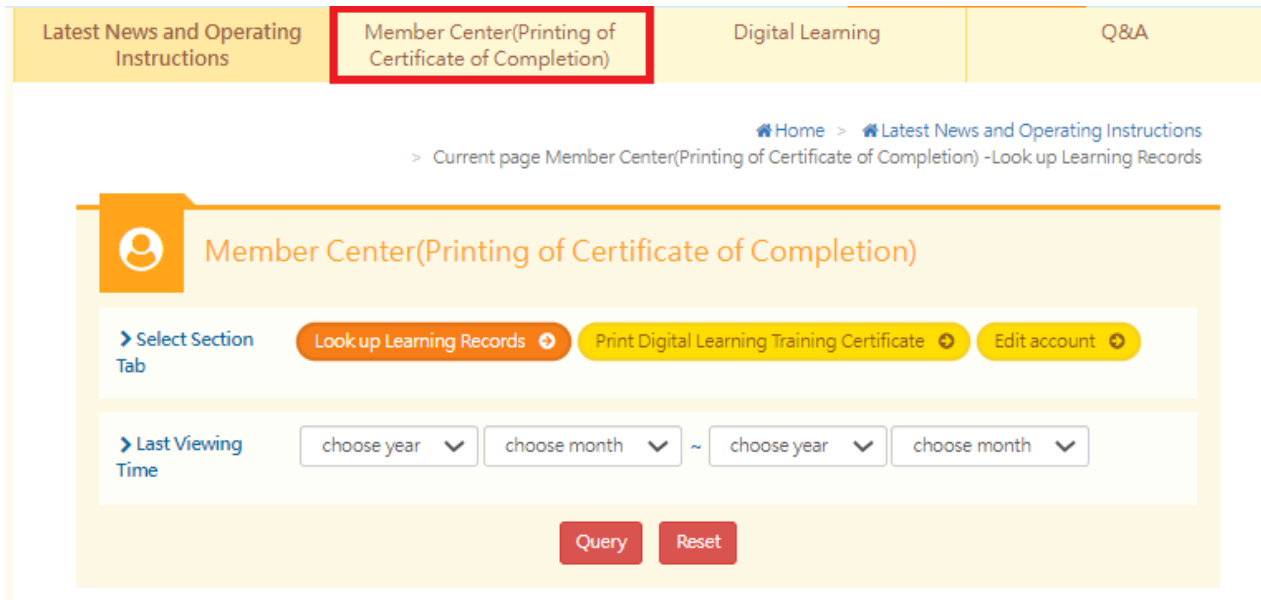


VI. Enter the viewing page to view the video (do not switch to Youtube page for viewing. Click once every 15 minutes on the video to continue, (certificate of completion could be printed out only after full viewing of the video.)



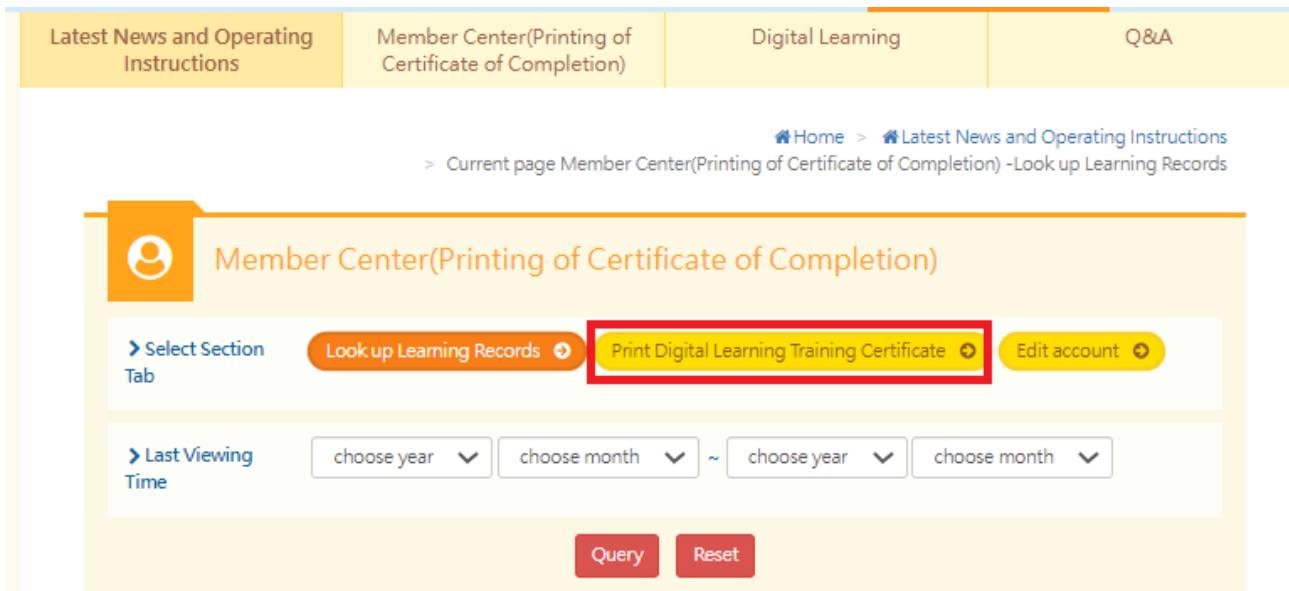
Three. Print out the certificate of completion

I. Click to select [Member Center /(printing of the certificate of completion)]



The screenshot shows a navigation bar with four tabs: 'Latest News and Operating Instructions', 'Member Center(Printing of Certificate of Completion)', 'Digital Learning', and 'Q&A'. The second tab is highlighted with a red border. Below the navigation bar, there is a breadcrumb trail: 'Home > Latest News and Operating Instructions > Current page Member Center(Printing of Certificate of Completion) -Look up Learning Records'. The main content area features a user profile icon and the title 'Member Center(Printing of Certificate of Completion)'. Underneath, there are three buttons: 'Look up Learning Records', 'Print Digital Learning Training Certificate', and 'Edit account'. Below these buttons, there are two sets of dropdown menus for 'Last Viewing Time', each with 'choose year' and 'choose month' options. At the bottom, there are 'Query' and 'Reset' buttons.

II. Click to select [print digital learning Training certificate]



This screenshot is identical to the one above, but the 'Print Digital Learning Training Certificate' button is highlighted with a red border. The rest of the interface, including the navigation bar, breadcrumb trail, and other buttons, remains the same.

III. Click to select [print digital learning Training certificate](select to [print] to print out certificate of completion of particular course, select to [print all certificates] print out the certificate of completion of all courses)

The screenshot shows a web interface with a navigation bar at the top containing 'Latest News and Operating Instructions', 'Member Center(Printing of Certificate of Completion)', 'Digital Learning', and 'Q&A'. Below the navigation bar is a breadcrumb trail: 'Home > Latest News and Operating Instructions > Current page : Current page -Print Digital Learning Training Certificate'. The main content area is titled 'Member Center(Printing of Certificate of Completion)' and includes several interactive elements: a 'Select Section Tab' with buttons for 'Look up Learning Records', 'Print Digital Learning Training Certificate', and 'Edit account'; a 'Last Viewing Time' section with dropdown menus for 'choose year' and 'choose month' on both sides of a tilde (~); and three buttons: 'Query', 'Reset', and 'Print all certificates' (the latter is highlighted with a red box). At the bottom, there is a table with columns for 'Training Date', 'Course Name', 'Course Hour', and 'Print'. The table contains one row with the date range '2022/04/27 ~2030/12/31', a course name, and a value of '0.00', with a 'Print' button next to it.

IV. Obtaining the certificate of completion in training

外國人從事家庭看護工作補充訓練

結業證明

吳■■■ 女 國籍 居留證號碼

西元 2021 年 12 月 04 日 生

參加勞動部勞動力發展署辦理之外國人從事家庭看護工作補充訓練，

訓練課程與時數如下，訓練結業並已完成登錄：

補充訓練課程

序號	課程名稱	學習起訖日期	課程時數
1	5. 心理健康與壓力調適	2021/12/03 - 2021/12/03	0.52

共計完成 0.52 小時，訓練結業並已完成登錄。

特此證明

西元 2022 年 04 月 29 日